




Cleaning Protocols & Supplies for the Animal Care Provider

Veterinary Hospitals | Boarding Kennels | Animal Shelters | Groomers | Equine Hospitals & Stables | Zoos & Aquariums



Cattery – Page 2



Hospital – Page 3



Kennel – Page 5



Grooming – Page 7



Play Yard – Page 8



Large Animal – Page 9



Aviary – Page 10



Animal Facility Disinfectant

Concentrated Disinfectant Cleaner & Deodorizer

For Use In: Veterinary Hospitals, Kennels, Animal Shelters, Animal Life Science Laboratories, Pet Grooming, Retail Pet Shops, Equine Hospitals & Stables, Turkey Farms, Swine Quarters and Zoos

Veterinarian type disinfectant, formulated without strong acid or chlorine!

This product has been tested and formulated to be efficacious against the following micro-organisms on hard, non-porous surfaces:

Bacteria – 1 Ounce Per Gallon

- Pseudomonas aeruginosa*
- Salmonella enterica*
- Staphylococcus aureus*
- Escherichia coli*
- Klebsiella pneumoniae*
- Klebsiella aerogenes*
- Salmonella schottmuelleri*
- Salmonella enterica*
- Shigella dysenteriae*
- Staphylococcus aureus*

Bacteria – 4 Ounces Per Gallon

- Bordetella bronchiseptica*

Viruses – 1 Ounce Per Gallon

- Influenza A (H1N1) virus*
- Coronavirus 2 (SARS-V) – 1 Minute*
- Bovine Viral Diarrhea*
- Canine Distemper Virus*
- Herpes Simplex Type 1 virus*
- Influenza A2/Japan*
- Norwalk/Norovirus*
- Pseudorabies virus*
- Vaccinia virus*
- Feline Calicivirus*

Viruses – 4 Ounces Per Gallon

- Canine Coronavirus*
- Canine Adenovirus*
- Canine Parvovirus*
- Canine Parainfluenza Virus*
- Feline Panleukopenia virus*
- Feline Coronavirus*
- Feline Picornavirus*
- Feline Rhinotracheitis virus*
- Vaccinia virus*

Mold and Mildew Control

Use this product at 1 ounce per gallon to control the growth of mold and mildew and their odors on hard, nonporous surfaces. Thoroughly wet all treated surfaces completely. Let air-dry. Repeat application weekly or when growth or odor reappears.

Physical Properties

pH of Concentrate	9.5 – 11.5	Flash Point	>200 F
--------------------------	------------	--------------------	--------

Animal Care Use Sites:

Veterinary Hospital Waiting	Examination, X-Ray, Operating	Kennels
Life Science Laboratories	Grooming Establishments	Retail Pet Shops
Zoos	Equine Stables/Hospitals	Turkey Farms

Animal Care Use Surfaces:

Animal Washing Area	Formica	Plastic (Upholstery)
Cabinets	Furniture	Stainless Steel
Chrome	Glass	Treatment Tables
Desks	Glazed Tile	Telephones/Keypads
Doorknobs & Handles	Granite	Toilet Bowels
Enameled Surfaces	Lift Tables	Urinals
Faucets	Marble	Vinyl (Upholstery)
Feeding Equipment	Watering Equipment	Metal
Washable Walls	Conductive Flooring	Painted Woodwork

Poultry Premise Surfaces:

Egg Receiving Area	Tray Dumping Area	Chick Processing Area
Egg Holding Area	Chick Holding Area	Chick Loading Area
Setter Room	Hatchery Room	Poultry Buildings

Swine Premise Surfaces:

Farrowing Barns & Areas	Dressing Plants	Blocks
Waters & Feeders	Loading Equipment	Creep Area
Hauling Equipment	Nursery	Chutes

*The AOAC Use Dilution Test Method

The AOAC Use Dilution method is a method of testing the efficacy of disinfectants, originally developed in 1955. Throughout its numerous revisions, it has become the standard for evaluating liquid and dilutable liquid disinfectants for hard surfaces. In particular, this method is specified by the U.S. EPA as the required method for disinfectant claim substantiation.

Animal Facility Disinfectant - 32 Ounce AcuPro Precision Pour Bottle

(Squeeze, dilute and pour)



ITEM NO.:	PACK
V01-32	32-Ounce
V01-32MN	6/32-Ounce

Animal Facility Disinfectant - Gallon eZ Pour Bottle



ITEM NO.:	PACK
V01-14	Gallon
V01-14MN	4/1 Gallon

Animal Facility Disinfectant - Refillable Wiping System Canister

(With 160 count towel roll)



ITEM NO.:	PACK
PVL-115-012	1 - Canister
PVL-114-012-006	6 - Canisters

Animal Facility Disinfectant - Refillable Wiping System Towel Roll

(160 durable wipes)



ITEM NO.:	PACK
PVL-10017R	1 - Towel Roll
PVL-10017R-6	6 - Towel Rolls

Animal Facility Disinfectant - Hot Zone Labeled Spray Bottles

(With Isolation, General, Bird & Cat Stick On Labels)



ITEM NO.:	PACK
V01-12QTW	Dozen

Cage & Sink Brush w/Scraper

Medium Bristle
PVL4237



Length:	Width:	Height:
10.8"	2.4"	2"
Material:	Polypropylene/Polyester/SS	

10" Single Blade Ultra Hygiene Table Squeegee

PVL7125



Length:	Width:	Height:
9.4"	3.5"	3.4"
Material:	Polypropylene/Rubber	

Microfiber Tube Wet Mop Head

Textured finish loosens and holds dirt until washed



ITEM NO.:	PACK
PVL-LF0005	Each



CATTERY

SURFACE CLEANING

1. Remove animal, dishes, toys and bedding. Discard used litter and refresh.
2. Use a **measuring cup** to mix 1-ounce of **Animal Facility Disinfectant** with 32-ounces of water.
3. Remove **canister** lid and place a dry towel roll in the canister. Pull a starter towel through the dispensing hole in the lid.
4. Pour solution over the dry **towel roll** and replace lid.
5. Remove the saturated towel and starting from the back of the cage and working towards the front, wipe the surface to remove fine hair particulates and to apply solution.
6. Wipe all human and animal touch points including cage doors and handles.
7. Use a **brush with synthetic handle and bristles** to remove heavy soil.
8. Allow the solution to stand for a minimum of 10-minutes.
9. If necessary, use a clean dry towel to remove any heavy moisture.
10. If using a **labeled spray bottle**, dilute 1-ounce of **Animal Facility Disinfectant** per gallon of water.
11. Set the spray nozzle to the course setting, apply the solution, and allow to stand for 10-minutes.
12. Use a dry towel to remove any excess moisture.
13. Allow to dry thoroughly before placing animal on the surface.

FLOOR CLEANING

1. In a mop bucket, mix 1-ounce of Animal Facility Disinfectant per gallon of water.
2. Using a clean mop head, start from the back of the room and work the cleaning process to the exit door.
3. Allow the floor to air dry.
4. Thoroughly rinse the mop head and hang to air dry.

Available Tool Colors:



Add Number to Item No.



Denotes product is made of FDA-compliant materials.



Denotes product is autoclavable to 250 F.



Denotes product is dishwasher safe to 176 F.



HOSPITAL

SURFACE PROTOCOL

Always remove animals, food and water dishes, bedding and toys from the area before implementing the cleaning protocol.

1. Fill a specially labeled spray bottle using a mixture of 1-ounce of **Animal Facility Disinfectant** per gallon of water for general disinfecting or 4-ounces per gallon to create a Canine Parvovirus control solution.
2. Dust surface to remove excessive animal hair.
3. Set the **spray bottle** nozzle to the course or stream setting to minimize migration of the chemical spray.
4. Apply solution by holding spray bottle 6 to 8 inches above the surface.
5. Agitate surface using a disposable wiping towel or brush to remove heavy soil.
6. Allow the solution to stand for at least 10 minutes.
7. Wipe off any puddles and/or heavy excess moisture.
8. Allow the surface to dry thoroughly before reintroducing animals to the area.
9. At least once a week, mix a solution of **Kennel & Turf Care enzymatic detergent** in a spray bottle and apply to surfaces to breakdown the biofilm that may buildup on surfaces made of vinyl, plastic, ceramic tile and other surfaces that are more susceptible to soil buildup.



Please see our Pumps & Dispensers on Page 13

Animal Facility Disinfectant

Concentrated Disinfectant Cleaner & Deodorizer

Cleaner-Disinfectant-Virucide*

Animal Facility Concentrated Disinfectant Cleaner & Deodorizer is a highly effective product for use on hard nonporous surfaces in animal facilities. This disinfectant is highly concentrated for economical use and is effective against a broad spectrum of bacteria, viruses and fungi associated with animal facilities, including Canine Parvovirus (CPV), Kennel Cough, Feline Panleukopenia and over 30 other infectious agents. Please refer to Page -1 for a complete list of infectious agents.

ProLoc Wall-Mounted Hospital Station

(For use with V01-.5MN Animal Facility Disinfectant)



ITEM NO.:	PACK
V99	Each

Animal Facility Disinfectant -64 Ounce ProLoc Dispenser Bottle

(Fits our ProLoc Dispenser)



ITEM NO.:	PACK
V01-.5	64-Ounce
V01-.5MN	4/64-Ounce

Animal Facility Disinfectant - 32 Ounce AcuPro Precision Pour Bottle

(Squeeze, dilute and pour)



ITEM NO.:	PACK
V01-32	32-Ounce
V01-32MN	6/32-Ounce

Animal Facility Disinfectant - Gallon eZ Pour Bottle



ITEM NO.:	PACK
V01-14	Gallon
V01-14MN	4/1 Gallon

Animal Facility Disinfectant - 2.5 Gallon eZ Pour Bottle



ITEM NO.:	PACK
V01-25	2.5 Gallon
V01-25MN	2/2.5 Gallon

Animal Facility Disinfectant - Spray Bottle Labels

(For Ready-to-Use Animal Facility Disinfectant)



ITEM NO.:	PACK
V01-LABEL	Each



Denotes product is tested and approved by the E.P.A.



Denotes product is effective against COVID-19.

16" Fine Particle Push Broom

Soft/Split Bristle
PVL3178




Length:	Width:	Height:
16.25"	2.8"	4.2"
Material:		Polypropylene/SS

12" Angle Cut Broom

Extra Stiff Bristle
PVL2914



Length:	Width:	Height:
11.08"	1.4"	10.6"
Material:		Polypropylene/Polyester/SS



HOSPITAL

FLOOR CARE PROTOCOL

Always remove animals, food and water dishes, bedding and toys from the area before implementing the cleaning protocol.

1. Sweep and/or dust to remove all loose debris.
2. Fill a mop bucket with a mixture of 1-ounce **Animal Facility Disinfectant** per gallon of water for general disinfecting or 4-ounces per gallon to create a Canine Parvovirus control solution. For the most effective and economical results, fill a chemical pump sprayer with the premixed solution.
3. Working from the back of the room toward the exit, apply a liberal amount of solution onto the floor surface including under cages, counters and along baseboards.
4. Allow the solution to stand for at least 10 minutes.
5. Fill a mop bucket with clean water.
6. Using a clean mop head, mop the floor in a side-to-side motion.
7. Dump and replace water when it becomes visibly dirty and rinse mop head.
8. Allow the floor to dry thoroughly before reintroducing animals to the area.
9. At least once a week, mix a solution of **Kennel & Turf Care enzymatic detergent** in a mop bucket or chemical pump sprayer and apply to the floor surface, around baseboards and furniture. The solution will help to degrade any embedded organic matter, helping to control odors and breakdown the biofilm that may buildup on the surface.

51" Ultra Hygiene Handle

One Piece
PVL2960



Length:	Diameter:
51.1"	1.25"
Material:	
Polypropylene	

59" Ultra Hygiene Handle

One Piece
PVL2962



Length:	Diameter:
59.1"	1.25"
Material:	
Polypropylene	

Sorbup Mop Head

Disposable Mop with Super Absorbency!

Doesn't hold odors like traditional mop heads

Sorbup Mop Head
Medium Size



ITEM NO.:	PACK
PVL14053	Each
PVL14053-12	Dozen

Microfiber Tube Wet Mop Head

Textured finish looses and holds dirt until washed



ITEM NO.:	PACK
PVL-LF0005	Each

ProMop Cleaning System

Clean up to 3,000 square feet per refill bottle!

ProMop w/18" Frame



ITEM NO.:	PACK
PVL1801	Each

Microfiber Flat Mops

Grabs and holds dirt and grime!

Wash and reuse hundreds of times!



Microfiber 18" Flat Mop

ITEM NO.:	PACK
PVL1802-G	Each
PVL1802-G-12	Dozen
PVL1803-R	Each
PVL1803-R-12	Dozen



Denotes product is made of FDA-compliant materials.



Denotes product is autoclavable to 250 F.




Denotes product is dishwasher safe to 176 F.

Available Tool Colors:



Add Number to Item No.



SHELTER KENNEL

Always remove animals, food and water dishes, bedding and toys from the area before implementing the cleaning protocol.

Daily Protocol

1. Remove all solid waste.
2. Rinse floor towards drain to remove urine and heavy soil.
3. Flush drain.
4. Pour full strength **Animal Facility Disinfectant** into **foam gun** reservoir tank. Select and insert dilution tip (see foam gun use instructions)
5. Connect spray gun to water source and reservoir tank to spray gun.
6. Start at the top of the cage or run and work down and out covering the entire surface.
7. **Agitate** surface to remove heavy soil buildup.
8. Allow the solution to stand for a minimum of 10 minutes to ensure complete effectiveness.
9. Rinse or **squeegee** solution towards the drain.
10. Remove puddles before reintroducing animals to the area.
11. Rinse any dishes, toys, etc. that may have come in contact with the cleaning solution.

1 or 2 times per week.

1. Follow steps 1 through 3 above.
2. Using a dedicated **foam gun**, pour full strength **Kenel Care Enzymatic Floor Cleaner** into foam gun reservoir tank. Select and insert dilution tip (see foam gun use instructions)
3. Start at the top of the cage or run and work down and out covering the entire surface.
4. **Agitate** surface to remove soil buildup.
5. Allow the solution to stand for 3 to 5 minutes.
6. Rinse or **squeegee** solution towards the drain. **This will help control odors and improve drain flow.**
7. Remove puddles before reintroducing animals to the area.
8. Rinse any dishes, toys, etc. that may have come in contact with cleaning solution.

Animal Facility Disinfectant - Gallon eZ Pour Bottle



ITEM NO.:	PACK
V01-14	Gallon
V01-14MN	4/1 Gallon

Animal Facility Disinfectant - 2.5 Gallon eZ Pour Bottle



ITEM NO.:	PACK
V01-25	2.5 Gallon
V01-25MN	2/2.5 Gallon

Animal Facility Disinfectant - 30 Gallon Drum

(Select a dispenser – Page 13)



ITEM NO.:	PACK
V01-30MN	30 Gallon

Animal Facility Disinfectant - 55 Gallon Drum

(Select a dispenser - Page 13)



ITEM NO.:	PACK
V01-55MN	55 Gallon

Kennel & Turf Care

Bioenzymatic Floor Cleaner, Synthetic Pet Turf Cleaner, Deodorizer & Drain Maintainer

Kennel & Turf Care by ProVetLogic is a high performance, bacterial-enriched floor cleaner, synthetic pet turf cleaner, odor eliminator, organic waste degrader and floor drain maintainer. **Kennel & Turf Care** is a GHS Compliant, environmentally friendly formula that provides deep cleaning action on a wide variety of surfaces including *concrete, synthetic turf, wood, ceramic tile, stone, rubber mats, brick pavers, linoleum, Fiberglass and more!*

Kennel & Turf Care - 32 Ounce AcuPro Precision Pour Bottle

(Squeeze, dilute and pour)



ITEM NO.:	PACK
V02-32	32-Ounce
V02-32MN	6/32-Ounce

Kennel & Turf Care - 64 Ounce eZ Pour Bottle



ITEM NO.:	PACK
V02-.5-005	64-Ounce
V02-.5MN-005	2/64-Ounce



Denotes product is tested and approved by the E.P.A.



Denotes product is effective against COVID-19.



Denotes product is environmentally friendly.

Kennel & Turf Care - Gallon eZ Pour Bottle

(Dispense with a ProBlend or Pump – Page 13)



ITEM NO.:	PACK
V02-14	Gallon
V02-14MN	4/1 Gallon

Kennel & Turf Care - 5 Gallon Pail

(Select a dispenser or Pump – Page 13)



ITEM NO.:	PACK
V02-05MN	5 Gallon

Kennel & Turf Care - 30 Gallon Drum

(Select a dispenser Page 13)



ITEM NO.:	PACK
V02-30MN	30 Gallon

Kennel & Turf Care - 55 Gallon Drum

(Select a dispenser – Page 13)



ITEM NO.:	PACK
V02-55MN	55 Gallon

ProFoam 2 Mobile Foam Gun

(Includes dilution control tips & use labels)



ITEM NO.:	PACK
V97	Each

Ultra Hygiene Handle One Piece



ITEM NO.	Length:	Diameter:
PVL2960	51.1"	1.25"
PVL-2962	59.1"	1.25"
Material:	Polypropylene	



Quick Dry Kennel Squeegee Double Blade




ITEM NO.	Length:	Width:	Height:
PVL-7713	19.75"	3"	4"
PVL-7714	23.6"	3.7"	4.3"
Material:	Polypropylene/Rubber		

Deck Scrub Brush Stiff Bristle



ITEM NO.	Length:	Width:	Height:
PVL-7060	11.8"	2.8"	4.5"
PVL-7062	19.75"	3"	4"
Material:	Polypropylene/Rubber/SS		



BOARDING KENNEL


Always remove animals, food and water dishes, bedding and toys from the area before implementing the cleaning protocol.

Daily

1. Remove all solid waste.
2. Rinse floor towards drain to remove urine and heavy soil.
3. Flush drain.
4. Pour full strength **Kennel & Turf Care Enzymatic Floor Cleaner** into **foam gun** reservoir tank. Select and insert dilution tip (see foam gun use instructions)
5. Connect spray gun to water source and reservoir tank to spray gun.
6. Start at the top of the cage or run and work down and out covering the entire surface.
7. **Agitate** surface to remove heavy soil buildup.
8. Allow the solution to stand for 3 to 5 minutes.
9. Rinse or **squeegee** solution towards the drain. **This will help control odors and improve drain flow.**
10. Remove puddles before reintroducing animals to the area.
11. Rinse any dishes, toys, etc. that may have come in contact with the cleaning solution.

Between boarded animals and/or once a week

1. Implement the above kennel enzyme cleaning protocol.
2. Using a dedicated foam gun, pour full strength **Animal Facility Disinfectant** into **foam gun** reservoir tank. Select and insert dilution tip (see foam gun use instructions)
3. Start at the top of the cage or run and work down and out covering the entire surface.
4. Allow the solution to stand for a minimum of 10 minutes to ensure complete effectiveness.
5. Rinse or **squeegee** solution towards the drain.
6. Remove puddles before reintroducing animals to the area.
7. Rinse any dishes, toys, etc. that may have come in contact with cleaning solution.



GROOMING

SURFACE CLEANING

1. Use a **measuring cup** to mix 1-ounce of **Animal Facility Disinfectant** with 32-ounces of water.
2. Remove **canister** lid and place a dry towel roll in the canister. Pull a starter towel through the dispensing hole in the lid.
3. Pour solution over the dry ***towel roll** and replace lid.
4. Remove the saturated towel and wipe surface to remove fine hair particulates and to apply solution.
5. Allow the solution to stand for a minimum of 10-minutes.
6. If necessary, use a clean dry towel to remove any remaining heavy moisture.
7. If using a **labeled spray bottle**, dilute 1-ounce of **Animal Facility Disinfectant** per gallon of water or equivalent.
8. Set the spray nozzle to the course setting, apply the solution, and allow to stand for 10-minutes.
9. Use a dry towel to remove any excess moisture.
10. Allow to dry thoroughly before placing pet on the surface.

FLOOR CLEANING

1. Remove loose debris.
2. In a **mop bucket**, prepare a solution of **Animal Facility Disinfectant** and water.
3. Using **Mop Head**, work from the back of the room towards the exit. Do not walk over treated surface.
4. Allow solution to stand for at least 10-minutes.
5. Rinse if needed, using a clean **mop head** and fresh water.



Please see our Kits on Page 18

Animal Facility Disinfectant - 32 Ounce AcuPro Precision Pour Bottle (Squeeze, dilute and pour)



ITEM NO.:	PACK
V01-32	32-Ounce
V01-32MN	6/32-Ounce

Animal Facility Disinfectant - Hot Zone Labeled Spray Bottles (With Isolation, General, Bird & Cat Stick On Labels)



ITEM NO.:	PACK
V01-12QTW	Dozen

Animal Facility Disinfectant

Refillable Wiping System

Aerosols and chemical sprays can be both harmful and irritable to birds, cats and other sensitive animals. This is especially true in areas where multiple animals are housed, such as animal shelters and retail pet store. The **Animal Facility Disinfectant Refillable Wiping System** offers the best alternative for safely removing animal hair, cleaning and disinfecting surfaces in one easy step.

Mix 1-ounce of Animal Facility Disinfectant with 32-ounces of water to create 160 durable wet wiping disinfectant towels.

Animal Facility Disinfectant Refillable Wiping System Canister (With 160 count towel roll)



ITEM NO.:	PACK
PVL-115-012	1 - Canister
PVL-114-012-006	6 - Canisters

Animal Facility Disinfectant - Refillable Wiping System Towel Roll (160 durable wipes)



ITEM NO.:	PACK
PVL-10017R	1 - Towel Roll
PVL-10017R-6	6 - Towel Rolls

Animal Facility Disinfectant - Refillable Wiping System Locking Canister Bracket



ITEM NO.:	PACK
PVL-SS20012	1 - Each

Groomers' Tools & Equipment Sanitizer (Dilutes 2-ounces per gallon of water)



ITEM NO.:	PACK
V24-32	32-Ounce
V24-32MN	6/32-Ounce



Denotes product is tested and approved by the E.P.A.



Denotes product is effective against COVID-19.

Kennel & Turf Care

Bioenzymatic Floor Cleaner, Synthetic Pet Turf Cleaner, Deodorizer & Drain Maintainer

Kennel & Turf Care by ProVetLogic is a high performance, bacterial-enriched floor cleaner, synthetic pet turf cleaner, odor eliminator, organic waste degrader and floor drain maintainer. **Kennel & Turf Care** is a GHS Compliant, environmentally friendly formula that provides deep cleaning action on a wide variety of surfaces including *concrete, synthetic turf, wood, ceramic tile, stone, rubber mats, brick pavers, linoleum, Fiberglass and more!*

Kennel & Turf Care One-Shot

(Connects directly to a garden hose)



ITEM NO.:	PACK
V02-HE	64-Ounce
V02-HE-4	4/64-Ounce

Kennel & Turf Care - Gallon eZ Pour Bottle

(Dispense a ProBlend Page 1 or Pump – Page 13)



ITEM NO.:	PACK
V02-14	Gallon
V02-14MN	4/1 Gallon

Kennel & Turf Care - 5 Gallon Pail

(Select a dispenser or Pump – Page 13)



ITEM NO.:	PACK
V02-05MN	5 Gallon

ProFoam 2 Mobile Foam Gun

(Includes dilution control tips & use labels)




ITEM NO.:	PACK
V97	Each

16" Turf Brush Soft/Split Bristle




ITEM NO.	Length:	Width:	Height:
PVL3178	16.25"	2.8"	4.2"
Material:	Polypropylene/SS		

Ultra Hygiene Handle One Piece



ITEM NO.	Length:	Diameter:
PVL2960	51.1"	1.25"
PVL-2962	59.1"	1.25"
Material:	Polypropylene	



DOG PLAY YARD

Synthetic Pet Turf Protocol

NOTE: The source of the odor is most likely coming from below the turf surface, such as embedded urine in the substrate material.

1. Remove all animals from the immediate area.
2. Remove and discard feces.
3. Use a **foam gun applicator** to apply a solution of **Kennel & Turf Care Enzymatic Cleaner**. Use a dilution ratio of 2-ounces per gallon of water for general cleaning or 4-ounces per gallon for heavy soil and odor removal.
4. **Agitate** if needed and allow solution to stand for **no more** than 3 to 5 minutes.
5. Thoroughly rinse the turf to ensure that the solution penetrates the surface and into the substrate.
6. Remove standing puddles and heavy moisture before returning animals to the area.

Exterior Substrate Protocol

NOTE: Bleach and disinfectants do not have the inherent chemical ability to degrade organic matter and limited efficacy in extremely porous environments.

1. Remove all animals from the immediate area.
2. Remove and discard feces.
3. Use a **foam gun applicator** to apply a solution of **Kennel & Turf Care Enzymatic Cleaner**. Use a dilution ratio of 2-ounces per gallon of water for general cleaning or 4-ounces per gallon for heavy soil and odor removal.
4. Treat all surfaces including play and exercise equipment and wooden fence and structures.
5. **Agitate** hard structures (concrete, play equipment, fence, etc.) if needed and allow solution to stand for 3 to 5 minutes.
6. Rinse structures and remove standing puddles and heavy moisture before returning animals to the area.



Denotes product is made of FDA-compliant materials.



Denotes product is dishwasher safe to 176 F.



Denotes product is autoclavable to 250 F.



Denotes product is environmentally friendly.

Available Tool Colors:




Add Number to Item No.

STABLE Environment for Equine & Large Animal Care

Bioenzymatic Floor Cleaner, Deodorizer & Drain Maintainer

STABLE Environment is a high performance, bacterial-enriched multi-surface cleaner, odor eliminator, organic waste degrader and floor drain maintainer. Use **STABLE Environment** to clean and deodorize equine stables, large animal cages and pens, interior and exterior zoo exhibits and animal transport vehicles. The unique chemistry provides bleach action (without the bleach) that brightens surfaces as it cleans. **STABLE Environment** can be used to clean and deodorize *concrete floors, walls and walkways, landscape substrate and rock structures, synthetic floors, wood structures, loose soil and grassy areas.* **IMPORTANT: STABLE Environment is formulated with non-Endocrine Disrupting Chemicals (EDC).**



LARGE ANIMAL

Organic Soil Removal

Always remove animals, food and water dishes, bedding, etc. from the area before implementing the cleaning protocol.

1. Remove and discard soiled bedding, manure and other soil.
2. Pickup and remove rubber mats.
3. Rinse floor towards drain to remove urine and heavy soil.
4. Mix a solution of **ProVetLogic STABLE Environment** and water. Follow label instructions for proper dilution ratio. *For the best results, apply the solution using a hose end sprayer or foam applicator.*
5. Apply the solution head high and work down and out covering the entire surface.
6. Agitate surface to remove heavy soil buildup.
7. Allow the solution to stand for 3 to 5 minutes.
8. Rinse, brush or squeegee solution towards the drain or run out.
9. Remove puddles before applying new bedding and/or reintroducing animals to the area.
10. Apply solution to rubber mats, scrub, allow the solution to stand for 3 to 5 minutes and rinse.

Disinfecting Protocol

1. Complete organic soil removal protocol and allow surfaces to air dry.
2. Using a garden type pump sprayer, mix 1 ounce of **ProVetLogic Animal Facility Disinfectant** per gallon of water.
3. Apply the solution to all animal and human touch points, tools, equipment and footwear.
4. Allow the surface to air dry (**DO NOT RINSE**)

STABLE Environment - Gallon eZ Pour Bottle



ITEM NO.:	PACK
V09-14	Gallon
V09-14MN	4/1 Gallon

STABLE Environment - 2.5 Gallon eZ Pour Bottle



ITEM NO.:	PACK
V09-25	2.5 Gallon
V09-25MN	2/2.5 Gallon

STABLE Environment - 5 Gallon Pail



ITEM NO.:	PACK
V09-05MN	5 Gallon

STABLE Environment - 30 Gallon Drum



ITEM NO.:	PACK
V09-30MN	30 Gallon

STABLE Environment - 55 Gallon Drum



ITEM NO.:	PACK
V09-55MN	55 Gallon

ProFoam 2 Mobile Foam Gun

(Includes dilution control tips & use labels)



ITEM NO.:	PACK
V97	Each



Denotes product is environmentally friendly.

Animal Facility Disinfectant - 32 Ounce AcuPro Precision Pour Bottle
(Squeeze, dilute and pour)




ITEM NO.:	PACK
V01-32	32-Ounce
V01-32MN	6/32-Ounce

Animal Facility Disinfectant Refillable Wiping System Canister
(With 160 count towel roll)



ITEM NO.:	PACK
PVL-115-012	1 - Canister
PVL-114-012-006	6 - Canisters



AVIARY

Shoe & Boot Bath Protocol

To prevent cross contamination from area-to-area place a bath containing one inch of freshly made sanitizing solution at the entrance to the building and between rooms.

1. Mix 1-ounce of **Animal Facility Disinfectant** pet 1-gallon of water (or equivalent use dilution).
2. Fill bath at least one inch of prepared solution.
3. **Scrape** off heavy soil.
4. Stand in bath for 1-minute prior to entering area.
5. A fresh solution must be prepared daily or when solution becomes visibly dirty.

Cage Cleaning & Disinfecting

To minimize the migration of chemical sprays and vapors, when cleaning bird cage surfaces, we recommend using **wet wipes** in place of traditional spray bottles. If spray bottles are used, set the sprayer setting to course/stream.

1. Prepare the **Refillable Wiping System**, by mixing 1-ounce of **Animal Facility Disinfectant** and 32-ounces of water.
2. Remove bird(s), food and water dishes from cage.
3. Remove and discard solid waste, bedding and other debris.
4. Wipe down surfaces including perches, play structures, etc..
5. Scrub surface with a **synthetic brush**.
6. Allow solution to stand for 10-minutes.
7. Use a wet sponge or cloth to remove any heavy moisture and emulsified soil.
8. Allow surfaces to air dry before returning birds to the cage.
9. **NOTE:** For large, multi-bird enclosures, use a **foam gun applicator** or pump sprayer to apply the solution. For heavily soiled surfaces prepare and use a solution of **Pro Foam Ultra** to preclean the surface before implementing the disinfecting process.

Available Tool Colors:



Add Number to Item No.

Animal Facility Disinfectant - Refillable Wiping System Towel Roll
(160 durable wipes)



ITEM NO.:	PACK
PVL-10017R	1 – Towel Roll
PVL-10017R-6	6 – Towel Rolls

4” Scraper - One Piece PVL6963



Length:	Width:	Thickness:
9.38"	4.25"	.88"
Material:	Nylon/Glass Fiber	

Pro Foam Ultra

HEAVY DUTY CLEANER & DEODORIZER
(No dye/No Fragrance)

Pro Foam Ultra is designed to lift and emulsify encrusted soils on hard surfaces for the removal of grease, protein-based soils and organic residues from vertical and horizontal surfaces. Its high foaming properties allow **Pro Foam Ultra** to cling to all surfaces, providing excellent cleaning action. **Pro Foam Ultra** is nonflammable and nontoxic. **Pro Foam Ultra** may be used in a variety of animal and other commercial cleaning operations where its high detergency and foaming will get the job done.



ITEM NO.:	PACK
V16-14	Gallon
V16-14MN	4/1 Gallon
V16-05MN	5 Gallon

Coop & Pen Cleaner

ENZYMATIC CLEANER & DEODORIZER

STABLE Environment Coop & Pen Cleaner & Deodorizer is a high performance, bacterial-enriched multi-surface cleaner, odor eliminator, and organic waste degrader. Use **STABLE Environment** to clean and deodorize surfaces that are commonly found in the chicken, poultry, swine and farm environment.

- Coop Floors, Walls and Nesting Boxes
- Coop Exterior Surfaces
- Wood Fences & Structures
- Concrete Floors & Walkways
- Ground Substrate
- Dirt – Grass – and More!



ITEM NO.:	PACK
V09-HE-64	64 Ounce
V09-HE-64MN	4/64 Ounce

PET DISH CARE



Pet Friendly Dish Detergent

(High Foam & Extra Duty Degreasing)

This super concentrated liquid dish detergent is designed for use in the animal care industry where high stable foam and extra duty degreasing are required. Gentle on skin, yet effective on even the most stubborn built-up food, greases and fats. Use 1 oz. per each gallon of water to clean **Food Dishes, Water Dishes, Utensils, and Rubber Toys.**



ITEM NO.:	PACK
V40-14	Gallon
V40-14MN	4/1 Gallon



Sani-512 Dish & Sanitizer

(Eliminates 99.999% of foodborne bacteria in 60 seconds)

An effective sanitizer for use in food preparation areas. For use on a wide range of hard inanimate, porous surfaces. At 1 ounce per 4 gallons of water this product eliminates 99.999% of *foodborne bacteria in 60 seconds on **Food & Water Dishes, Utensils, Rubber Toys, Counter Tops, and Tables.**



ITEM NO.:	PACK
V41-14	Gallon
V41-14MN	4/1 Gallon

PET LAUNDRY CARE



Dirty Dog Peroxide Powered Triple Action Laundry Detergent

Use 1 to 2 ounces per load of laundry

Dirty Dog Peroxide Powered Laundry Detergent is a **Triple Action** detergent designed specifically for use by animal care professionals and home pet care providers. **Dirty Dog Peroxide Powered Laundry Detergent** gives you the strength of a heavy-duty commercial detergent, but without ingredients that can irritate animal skin.

At a cost of .2 to .4 per wash, **Dirty Dog Peroxide Powered Laundry Detergent** is competitive with the leading national brands,



ITEM NO.:	PACK
V50-14	Gallon
V50-14MN	4/1 Gallon
V50-25	2.5 Gallon
V50-25MN	2/2.5 Gallon



Pet Formulated Laundry Detergent

Proprietary Nanovasive Technology

Use 1 to 2 ounces per load of laundry



ITEM NO.:	PACK
V30-64	64 Ounce
V30-64MN	4/64 Ounce
V30-05MN	5 Gallon




FOUL ODORS:

Removes foul odors from fabrics, including urine and feces



PET HAIR:

EXFOLIATES PET HAIR from towels, blankets, beds and fabrics



STAINS:

Specifically designed to LIFT & REMOVE difficult stains such as: grass, clay, mud and blood

HOME PET CARE

Animal Care Spray & Wipe

Ready-To-Use Disinfectant, Cleaner & Deodorizer

Effective against Canine Parvovirus and a wide range of infectious agents that impact pets. Great for cleaning and **disinfecting pet carriers, crates, litter boxes and bird cages.**



ITEM NO.:	PACK
V03-12	32-Ounce
V03-12MN	12/32-Ounce

Who Done It?

Pet Stain & Odor Remover

This commercial strength formula is an effective cleaner for both dog and cat stains and odors. For use on carpet, upholstery, pet bedding, blankets, linens and as a room deodorizer. Who Done It is made with organic ingredients and is an excellent spotter, pretreat solution or carpet machine solution. Eliminates recurring stains and odors.



ITEM NO.:	PACK
V04-12	32-Ounce
V04-12MN	12/32-Ounce

For Cleaning: Surgical Instruments, Medical Devices, and Sterile Surfaces before disinfection/sterilization

ProGienics Surgical Instrument Cleaner is formulated to remove proteinaceous matter from surgical instruments and medical devices. For use as a **presoak**, **manual cleaner**, or in **ultrasonic cleaning equipment** and **washer sanitizer equipment**. Designed to clean surgical equipment, even the most difficult to clean. Effectively removes blood, tissue, mucous and other proteinaceous soils, as well as fatty tissue. Medical devices should be sterilized or disinfected by appropriate means in a separate subsequent step. Will not stain instruments or equipment made of glass, metal, plastic, or rubber.

PRE-SOAK: Surgical Equipment & Medical Devices

PRE-CLEAN: Animal Care Equipment

PRE-SCRUB: Necropsy Equipment

ProGienics Surgical Instrument Cleaner



ITEM NO.:	PACK
V70-14	Gallon
V70-14MN	4/1 Gallon

Cage & Sink Brush w/Scraper

Medium Bristle
PVL4237



Length:	Width:	Height:
10.8"	2.4"	2"
Material: Polypropylene/Polyester/SS		

Angle Adjustable Brush Soft & Split Bristle

PVL7067



Length:	Width:	Height:
9.25"	2.75"	5.5"
Material: Polypropylene/Rubber/SS		

33" Aluminum Handle Short Reach Cage & Equipment

PVL2931



Length:	Diameter:
33"	0.87"
Material: Aluminum/Polypropylene	

Microfiber Cleaning & Polishing Towel 16" x 16"



ITEM NO.:	PACK
PVLLFK302-3	3 Pack
PVLLFK302-12	12 Pack

Solution Filling Station w/Gallon Wall Bracket

(Easy to install & operate)

Fill soak tubs and spray bottles



ITEM NO.:	PACK
PVL-35301-B	One Button Station
PVL-35461-B	Two Button Station

5-Gallon Solution Tank w/On-Off Faucet

Add 1 or 2 ounces of concentrate per gallon of water or fill directly from the solution station.



ITEM NO.:	PACK
PVL-7576	5 Gallon

DIRECTIONS

For presoak, add one (1) ounce or 30 mL of PROGIENICS ENZYMATIC CLEANER & PRESOAK to one (1) gallon or 3.79 L or water. For best results use water temperature at 77-130 F (25-55 C). Do not exceed 140 F (60 C). Soak according to facility protocol. After soaking, rinse thoroughly with water and transfer to the next cleaning operation such as manual ultrasonic, or washer sterilizer cleaning. Discard used solutions daily or when visibly soiled. Do not add any other chemicals to the product, such as bleach, disinfectants or detergents. Added chemicals may destroy the effectiveness of this product.

For Surface Cleaning: Dilute 2 to 4 ounces per gallon of water. Spray the surface from a distance of 6-8 inches. For heavy soil use a synthetic brush to agitate the surface. Remove soil using a damp sponge or lint-free cloth. Rinse thoroughly with water and disinfect according the instructions on the product label. For general surface cleaning, spray the solution evenly across the surface and wipe clean using a sponge, lint-free cloth or paper towel. Rinse the surface thoroughly with water and disinfect according to instructions on product label.



Denotes product is made of FDA-compliant materials.



Denotes product is autoclavable to 250 F.



Denotes product is dishwasher safe to 176 F.

Available Tool Colors:



Add Number to Item No.

Dispensing & Application Systems

ProFoam 2 Mobile Foam Gun

(Includes dilution control tips & use labels)



ITEM NO.:	PACK
-----------	------

V97	Each
-----	------

Wall-mounted Kennel Spray, Wash & Rinse System

(For use with 2.5-gallon, 5-gallon, 30-gallon & 55-gallon containers)



PVL918
Spray & Wash



PVL10083711
Spray Nozzle



PVL130001
Foam Wand



PVL10091920
Water Hose – 6 Foot

ITEM NO.:	PACK
-----------	------

PVL918 One Product	Each
--------------------	------

PVL919 Two Product	Each
--------------------	------

PVL-10083711	Each
--------------	------

PVL130001	Each
-----------	------

PVL10091920	Each
-------------	------

ProLoc Wall-Mounted Hospital Station

(For use with V01-.5MN Animal Facility Disinfectant)



ITEM NO.:	PACK
-----------	------

V99	Each
-----	------

AccuMax Wall-Mounted Kennel Filling Stations

(For use with 2.5-gallon, 5-gallon, 30-gallon & 55-gallon containers)



PVL-35301
One Button



PVL-35461
Two Button



PVL-35581
Three Button



PVL-35771
2-Button Dual Select

The **AccuMax Kennel Filling Stations** can be custom setup and labeled for filling spray bottles, foam guns, and mop buckets using either one or two concentrated cleaners. The **NEW Dual Select** is perfect for large shelter, kennel & zoo applications.

ITEM NO.:	PACK
-----------	------

PVL3530	One Button	Each
---------	------------	------

PVL35461	Two Button	Each
----------	------------	------

PVL35581	Three Button	Each
----------	--------------	------

PVL35771	Dual Select	Each
----------	-------------	------

Pro Blend Proportioner

(Attach to ½ gallon and gallon bottles for diluting and dispensing into mop buckets and spray bottles)



ITEM NO.:	PACK
-----------	------

PVL66091	Each
----------	------

Gallon, 2.5 Gallon & 5 Gallon Dispensing Pumps



PVL901
Gallon Pump



PVL-2.5FAUC
2.5 Gallon Faucet



PVL-PUMP2.5
2.5 Gallon Pump



PVL901A
5 Gallon Pail Pump

ITEM NO.:	PACK
-----------	------

PVL901	Each
--------	------

PVL-PUMP2.5	Each
-------------	------

PVL-2.5FAUC	Each
-------------	------

PVL901A	Each
---------	------

ProMop Refill Bottle

With Tether & Cap

Fill from Dispenser Pump or Wall Mount



ITEM NO.:	PACK
-----------	------

PVL1804	Each
---------	------

32-Ounce Measuring Cup

(Add 1-ounce of Animal Facility Disinfectant per 32-oz.)



ITEM NO.:	PACK
-----------	------

PVL-MC32	1 – Each
----------	----------

PVL-MC32-10	10 - Each
-------------	-----------

Clean Hands – Healthy Pet Hand & Skin Care Products

Green Earth Foaming Hand Cleanser

(Clear with no fragrance & Green Seal Certified)



ITEM NO.:	PACK
PVL71529	1000 mL
PVL71529-06	6/1000 mL

Alcohol Free Hand Sanitizer

(Kills 99.9% of germs that can cause disease)



ITEM NO.:	PACK
PVL75229	1000 mL
PVL75229-06	6/1000 mL

Manual Foam Soap Dispenser

(Delivers more than 1,600 uses per refill & 98% no waste)



ITEM NO.:	PACK
PVL91821-00	Each

Foaming Ultra Green Hand Soap

(Free of sulfates, parabens, dyes, fragrances, peanut or tree nut ingredients)



ITEM NO.:	PACK
V10-950	950 mL Pump Bottle
V10-950-8	8/950 mL Pump Bottles

Pump Bottle Mounting Bracket

(4" x 3.25" x 6")



ITEM NO.:	PACK
PVL-9907	Each

Always wash or sanitize hands :

- After touching or playing with a pet
- After feeding a pet or handling pet food
- After handling pet cages, toys, dishes, etc.
- After cleaning up after pets
- After leaving area where animals are housed
- When transitioning between a well and sick care area
- After removing soiled clothes or shoes

Surface & Floor Cleaning

Microfiber Cleaning Towel

16" x 16"

Wash and reuse hundreds of times!

Microfiber Cleaning Towel



ITEM NO.:	PACK
PVLLFK302-3	3 Pack
PVLLFK302-12	12 Pack

Sorbup Mop Head

Disposable Mop with Super Absorbency!

Doesn't hold odors like traditional mop heads

Sorbup Mop Head
Medium Size



ITEM NO.:	PACK
PVL14053	Each
PVL14053-12	Dozen

Microfiber Tube Mop Head

With Medium Canvas Headband

Out-performs traditional mops in durability

Microfiber Tube Wet Mop Head
Textured finish looses and holds dirt until washed



ITEM NO.:	PACK
PVL-LF0005	Each



Denotes product is tested and approved by the E.P.A.



Denotes product is effective against COVID-19.



Denotes product is environmentally friendly.



Denotes product is made of FDA-compliant materials.

ProVetLogic Hygienic Cleaning Tools

ProVetLogic offers color-coded tools for hygiene-sensitive environments where cleanliness and sanitation are key to success. Our tools are hygienically designed, which means they're easy to clean. Their smooth surfaces, rounded edges, and lack of crevices make it hard for microorganisms like bacteria to hide and multiply.

For the utmost in hygienic design, look to ProVetLogic's Ultra Hygiene Technology line. Bristles are fully molded into these brooms and brushes, providing a superior hold. Squeegees, including the fully molded **Quick Dry** double-blade kennel squeegee, offer a hygienic option for washing floors and moving liquids. The line is rounded out with Ultra Hygiene handles—a one-piece polypropylene handle that's durable, lightweight, and ergonomically friendly.

Our tools come in 5 colors to help support color-coded cleaning protocols. Color-coding can help create zones to help prevent cross-contamination and allergen cross-contact.

Quick Dry Kennel Squeegee

When is it safe to return dogs to the kennel run after cleaning?

This is one of the most frequently asked questions by kennel managers and staff. Regardless of the type of chemical solution used it is important that the floor be as dry as possible, before returning the dogs to the area. This isn't always easy to accomplish in a highly populated shelter or commercial kennel.

The most effective way to move the solution away from the area and towards the drain or exit is by using a floor squeegee, but **"Not all squeegees are alike"**.

Unlike traditional rubber or moss style squeegees, that just push the solution, the **Quick Dry Kennel Squeegee** provides better surface contact, resulting in faster drying floors.



20" Quick Dry Kennel Squeegee

Double Blade
PVL7713



Length:	Width:	Height:
19.75"	3"	4"
Material:	Polypropylene/Rubber	

20" Quick Dry Kennel Squeegee

Refill
PVL7733



Length:	Width:	Height:
19.7"	.08"	1.7"
Material:	Polypropylene/Rubber	

24" Quick Dry Kennel Squeegee

Double Blade
PVL7714



Length:	Width:	Height:
23.6"	3.7"	4.3"
Material:	Polypropylene/Rubber	

24" Quick Dry Kennel Squeegee

Refill
PVL7734



Length:	Width:	Height:
23.7"	1"	1.7"
Material:	Polypropylene/Rubber	

51" Ultra Hygiene Handle

One Piece
PVL2960



Length:	Diameter:
51.1"	1.25"
Material:	Polypropylene

59" Ultra Hygiene Handle

One Piece
PVL2962



Length:	Diameter:
59.1"	1.25"
Material:	Polypropylene



Denotes product is made of FDA-compliant materials.



Denotes product is autoclavable to 250 F.



Denotes product is dishwasher safe to 176 F.

Available Tool Colors:



Add Number to Item No.

Brooms & Brushes

These brooms and brushes are designed for environments where hygiene and efficiency are essential. They are color-coded and manufactured for durability with solid polypropylene blocks and polyester, or PET bristles set with stainless steel staples. Most are available with block and bristle in total color for the highest degree of traceability. (Handles sold separately, see page 11)

Angle Adjustable Brush

Soft & Split Bristle
PVL7067



Length:	Width:	Height:
9.25"	2.75"	5.5"
Material:	Polypropylene/Rubber/SS	

12" Deck Scrub Brush

Stiff Bristle
PVL7060



Length:	Width:	Height:
11.8"	2.8"	4.5"
Material:	Polypropylene/Rubber/SS	



19" Deck Scrub Brush

Stiff Bristle
PVL7062



Length:	Width:	Height:
19.75"	3"	4"
Material:	Polypropylene/Polyester/SS	

12" Wall Scrub Brush

Soft Bristle
PVL7043



Length:	Width:	Height:
11.8"	2.8"	4.5"
Material:	Polypropylene/Polyester/SS	

16" Push Broom

Stiff Bristle
PVL3174



Length:	Width:	Height:
16.25"	2.8"	4.2"
Material:	Polypropylene/Polyester/SS	

16" Fine Particle Push Broom

Soft/Split Bristle
PVL3178



Length:	Width:	Height:
16.25"	2.8"	4.2"
Material:	Polypropylene/SS	

24" Combo Push Broom

Soft/Split Bristle
PVL3194



Length:	Width:	Height:
24.4"	2.8"	4.5"
Material:	Polypropylene/SS	

24" Small Particle Push Broom

Soft Bristle
PVL3199



Length:	Width:	Height:
24.4"	2.8"	4.5"
Material:	Polypropylene/Polyester/SS	

12" Angle Cut Broom

Extra Stiff Bristle
PVL2914



Length:	Width:	Height:
11.08"	1.4"	10.6"
Material:	Polypropylene/Polyester/SS	

10" Lobby Broom

Soft/Stiff Bristle
PVL3104



Length:	Width:	Height:
9.6"	1.4"	6.9"
Material:	Polypropylene/Polyester/SS	

33" Aluminum Handle

Short Reach Cage & Carrier
PVL2931



Length:	Diameter:
33"	0.87"
Material:	Aluminum/Polypropylene



Large Hand Brush

Stiff Bristle
PVL3890



Length: Width: Height:

7.5" 2.5" 2.4"

Material: Polypropylene/Polyester/SS

Short Handle Scrubbing Brush

Stiff Bristle
PVL4192



Length: Width: Height:

9.8" 2.75" 2.6"

Material: Polypropylene/Polyester/SS

Small Utility Brush

Medium Bristle
PVL3088



Length: Width: Height:

10.24" 1.57" 2.76"

Material: Polypropylene/Polyester/SS

Cage & Sink Brush w/Scraper

Medium Bristle
PVL4237



Length: Width: Height:

10.8" 2.4" 2"

Material: Polypropylene/Polyester/SS

Small Hand/Nail Brush

Stiff Bristle
PVL6440



Length: Width: Height:

4.9" 1.9" 1.5"

Material: Polypropylene/Polyester/SS

4" Scraper

One Piece
PVL6963



Length: Width: Thickness:

9.38" 4.25" .88"

Material: Nylon/Glass Fiber

Hygienic Hi-flex Wall Bracket System

Attachable Tool Hanger
PVL1011



Length: Width: Thickness:

9.38" 4.25" .88"

Material: Polypropylene/TPE/Rubber/Polyamide



10" Single Blade Ultra Hygiene

Table Squeegee
PVL7125



Length: Width: Height:

9.4" 3.5" 3.4"

Material: Polypropylene/Rubber

3 Gallon Bucket

Drip Free Spout
PVL5686



Length: Width: Height:

12.81" 12.88" 12.5"

Material: Polypropylene/Stainless Steel

3 Gallon Bucket Lid

With Clip for Securing Lid
PVL5687



Length: Width: Height:

13.94" 12.38" 1"

Material: Polypropylene



Denotes product is made of FDA-compliant materials.



Denotes product is autoclavable to 250 F.



Denotes product is dishwasher safe to 176 F.

Available Tool Colors:



Add Number to Item No.

Animal Facility Disinfectant Kennel Sanitizing Kit – ½ Gal.

Each Kit Includes:

1 ea. ½-Gallon of Animal Facility Disinfectant, 1 ea. V97 Foam Gun & Instruction Sheet



ITEM NO.: PACK

V01-5-KIT Each

Animal Facility Disinfectant Kennel Sanitizing Kit – 1 Gal.

Each Kit Includes:

1 ea. 1-Gallon of Animal Facility Disinfectant, 1 ea. V97 Foam Gun & Instruction Sheet



ITEM NO.: PACK

V01-14-KIT Each

The Ultimate Kennel Sanitizing Kit – 1 Gal.

Each Kit Includes:

1 ea. 1-Gallon of Animal Facility Disinfectant, 1 ea. V97 Foam Gun, 1 ea. 20" Squeegee/51" Handle



ITEM NO.: PACK

V01-14-UKIT Each

Kennel & Turf Care Kennel Cleaning Kit – ½ Gal.

Each Kit Includes:

1 ea. ½-Gallon of Kennel & Turf Care, 1 ea. V97 Foam Gun & Instruction Sheet



ITEM NO.: PACK

V02-5-KIT Each

Kennel & Turf Care Kennel Cleaning Kit – 1 Gal.

Each Kit Includes:

1 ea. 1-Gallon of Kennel & Turf Care, 1 ea. V97 Foam Gun & Instruction Sheet



ITEM NO.: PACK

V02-14-KIT Each

The Ultimate Kennel Cleaning Kit – 1 Gal.

Each Kit Includes:

1 ea. 1-Gallon of Kennel & Turf Care, 1 ea. V97 Foam Gun, 1 ea. 20" Squeegee/51" Handle



ITEM NO.: PACK

V02-14-UKIT Each

Animal Facility Disinfectant Cattery Cleanup Kit

Each Kit Includes: 1 ea. 32-oz. Animal Facility Disinfectant, 1 ea. Refillable Canister, 2 ea. Towel Roll & Measuring Cup



ITEM NO.: PACK

PVL-CK-1 Each

Animal Facility Disinfectant AcuPro Sanitizing Kit

Each Kit Includes: 1 ea. 32-oz. Animal Facility Disinfectant, 1 ea. Refillable Canister & Measuring Cup



ITEM NO.: PACK

V01-32-KIT Each

Animal Facility Disinfectant Refillable Wiping System Kit

Each Kit Includes: 1 ea. ½-Gallon Animal Facility Disinfectant, 1 ea. Refillable Canister, 2 ea. Towel Rolls, 1 ea. Gallon Pump & Measuring Cup



ITEM NO.: PACK

PVLRSK-01 Each

ProVetLogic

Professional



Phone: 800.869.4789

Email: productsupport@provetlogic.com

Visit: www.provetlogic.com